




**European/International Joint PhD  
in Social Representations and Communication  
International Summer School 2016**



European Commission REA-Research Executive Agency  
FP7 - PEOPLE Initial Training Networks  
So.Re.Com. Joint-IDP  
(PITN-GA-2013-607279)



Funded by the European Union

the evolution of  
**Social Representational Discourse**  
On **environment**  
and its **heroes**

# evolution of references

		1960-1976	1977-1986	1987-1996	1997-2006	2007-2016
<b>All references</b>	<b>692</b>	<b>15</b>	<b>37</b>	<b>123</b>	<b>297</b>	<b>220</b>
	<b>100,00 %</b>		<b>+146,67</b>	<b>+232,43</b>	<b>+141,46</b>	<b>-25,93</b>
		1960-1976	1977-1986	1987-1996	1997-2006	2007-2016
<b>Article in Journal</b>	<b>285</b>	<b>5</b>	<b>11</b>	<b>40</b>	<b>95</b>	<b>134</b>
	<b>41,18 %</b>		<b>+120,00</b>	<b>+263,64</b>	<b>+137,50</b>	<b>+23,81</b>
<b>Conference Presentation</b>	<b>195</b>		<b>7</b>	<b>35</b>	<b>96</b>	<b>57</b>
	<b>28,18 %</b>			<b>+400,00</b>	<b>+174,29</b>	<b>-40,63</b>
<b>Book/Book chapter</b>	<b>162</b>	<b>7</b>	<b>9</b>	<b>33</b>	<b>89</b>	<b>24</b>
	<b>23,41 %</b>		<b>+28,57</b>	<b>+266,67</b>	<b>+169,70</b>	<b>-73,03</b>
<b>University/Other Report</b>	<b>26</b>	<b>3</b>	<b>7</b>	<b>9</b>	<b>4</b>	<b>3</b>
	<b>3,76 %</b>		<b>+133,33</b>	<b>+28,57</b>	<b>-55,56</b>	<b>-25,00</b>
<b>PhD/Master Thesis</b>	<b>24</b>		<b>3</b>	<b>6</b>	<b>13</b>	<b>2</b>
	<b>3,47 %</b>			<b>+100,00</b>	<b>+116,67</b>	<b>-84,52</b>

# evolution by country

	1960-1976	1977-1986	1987-1996	1997-2006	2007-2016
France	5	11	40	95	134
		+120,00	+263,64	+137,50	-25,93
Brazil		1	15	80	16
			+1400,00	+433,33	-80,00
Italy		8	30	20	20
			+275,00	-33,33	0,00
United Kingdom			19	22	36
				+15,79	+63,64
Portugal			1	12	23
				+1100,00	+91,67
Mexico			1	18	16
				+1700,00	-11,11
Spain			4	16	7
				+300,00	-56,25
Canada		2	6	14	1
			+200,00	+133,33	-92,86
Netherlands				6	9
					+50,00
United States of America	2	2	3	3	5
		0,00	+50,00	0,00	+66,67
Rest of the world		1	21	26	29
			+2000,00	+14,29	+20,83

# evolution by discipline

	1960-1976	1977-1986	1987-1996	1997-2006	2007-2016
Social Psychology	11	19	50	109	111
		+72,73	+163,16	+118,00	+1,83
Geography	1		18	37	35
				+105,56	-5,41
Environmental Psychology		7	17	23	9
			+142,86	+35,29	-60,87
Psychology		6	9	17	18
			+50,00	+88,89	+5,88
Sociology/Social Sciences	2	4	12	22	10
		+100,00	+200,00	+83,33	-54,55
Education			4	32	9
				+700,00	-71,88
Biology			6	12	4
				+100,00	-66,67
Anthropology/Cultural Studies		1	2	7	5
			+100,00	+250,00	-28,57
Environmental Sciences				7	4
					-42,85
Communication			1	5	4
			+50,00	+400,00	-20,00
Other			4	26	11
				+550,00	-57,69

# evolution by taxonomy of references

		1960-1976	1977-1986	1987-1996	1997-2006	2007-2016
The 'bullshit'	300	4	4	56	149	87
	43,35 %		0,00	+1300,00	+166,07	-41,61
In between	22					22
	3,18 %					
The 'irrelevant'	179	4	18	29	70	58
	25,87 %		+350,00	+161,11	+141,38	-17,14
The 'interesting'	127	2	11	22	53	39
	18,35 %		+450,00	+100,00	+140,91	-26,42
The 'relevant'	64	5	4	16	24	15
	9,25 %		-20,00	+300,00	+50,00	-37,50

# the social representational discourse

---



social  
representations

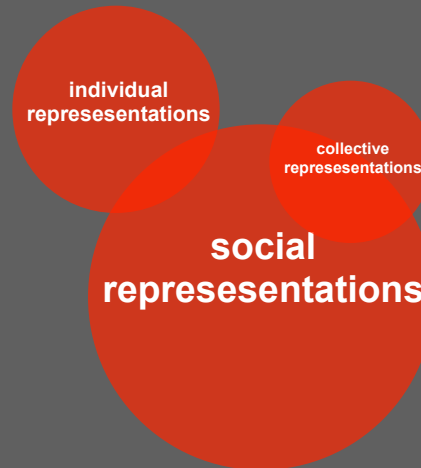
# the social representational discourse

---



# the social representational discourse

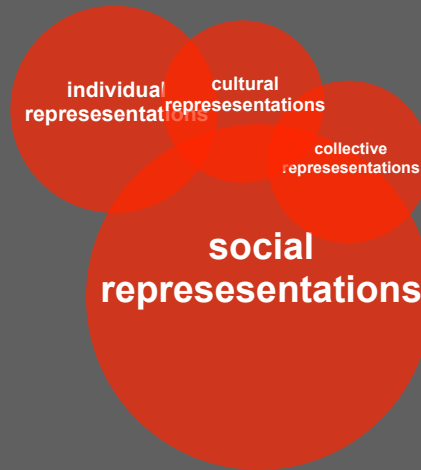
---





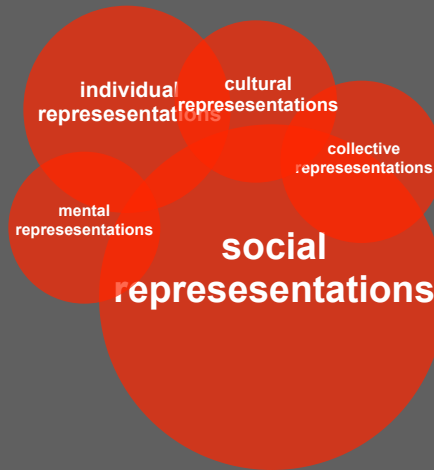
# the social representational discourse

---



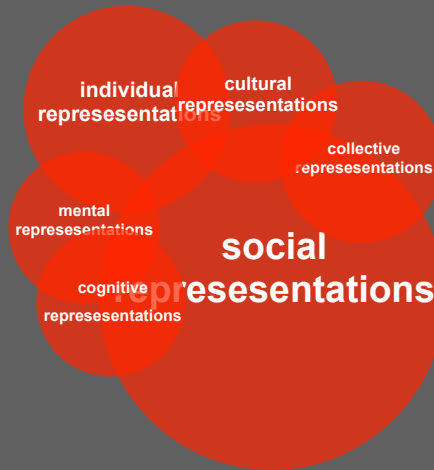
# the social representational discourse

---



# the social representational discourse

---



# the social representational discourse

---



representations

individual representations  
cultural representations  
collective representations  
mental representations  
social representations  
cognitive representations

# the social representational discourse

---



representations

individual representations  
cultural representations  
collective representations  
mental representations  
social representations  
cognitive representations

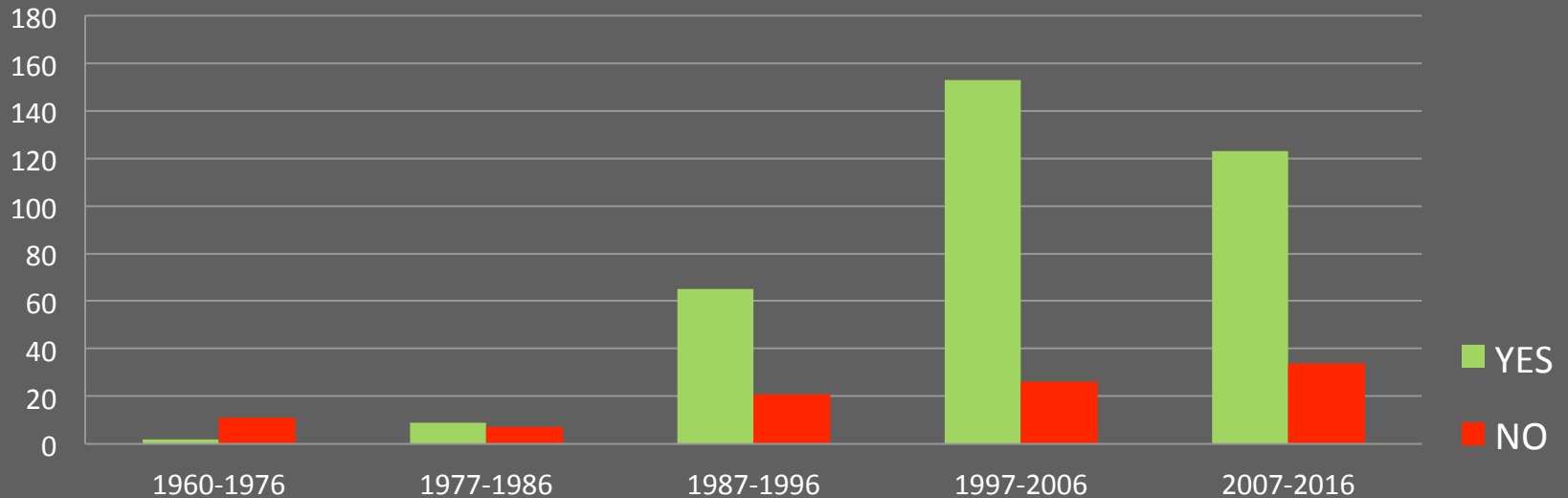
---

Source: [www.theses.fr](http://www.theses.fr). Theses on each topic presented at french universities

# evolution by concept

## References to the concept 'Social Representations'

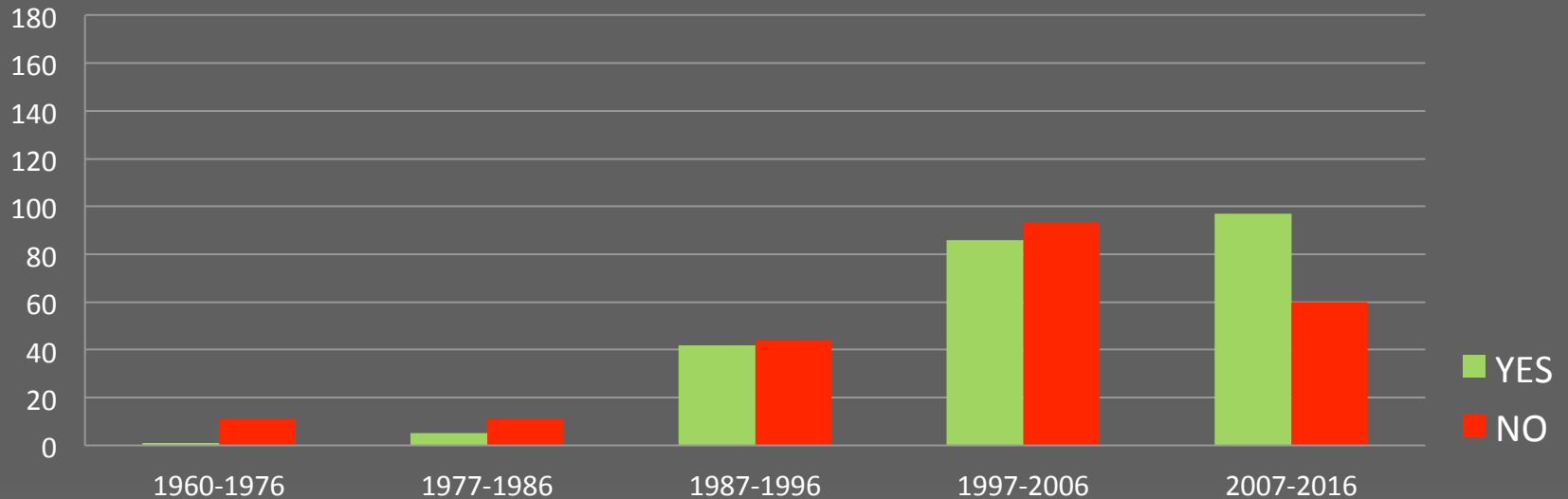
		1960-1976	1977-1986	1987-1996	1997-2006	2007-2016
<b>YES</b>	<b>352</b>	<b>2</b>	<b>9</b>	<b>65</b>	<b>153</b>	<b>123</b>
	<b>78,05 %</b>		<b>+350,00</b>	<b>+622,22</b>	<b>+135,38</b>	<b>-19,61</b>
<b>NO</b>	<b>99</b>	<b>11</b>	<b>7</b>	<b>21</b>	<b>26</b>	<b>34</b>
	<b>21,95 %</b>		<b>-5,41</b>	<b>+200,00</b>	<b>+23,81</b>	<b>+30,77</b>



# evolution by the theory

## References to the 'Theory of Social Representations'

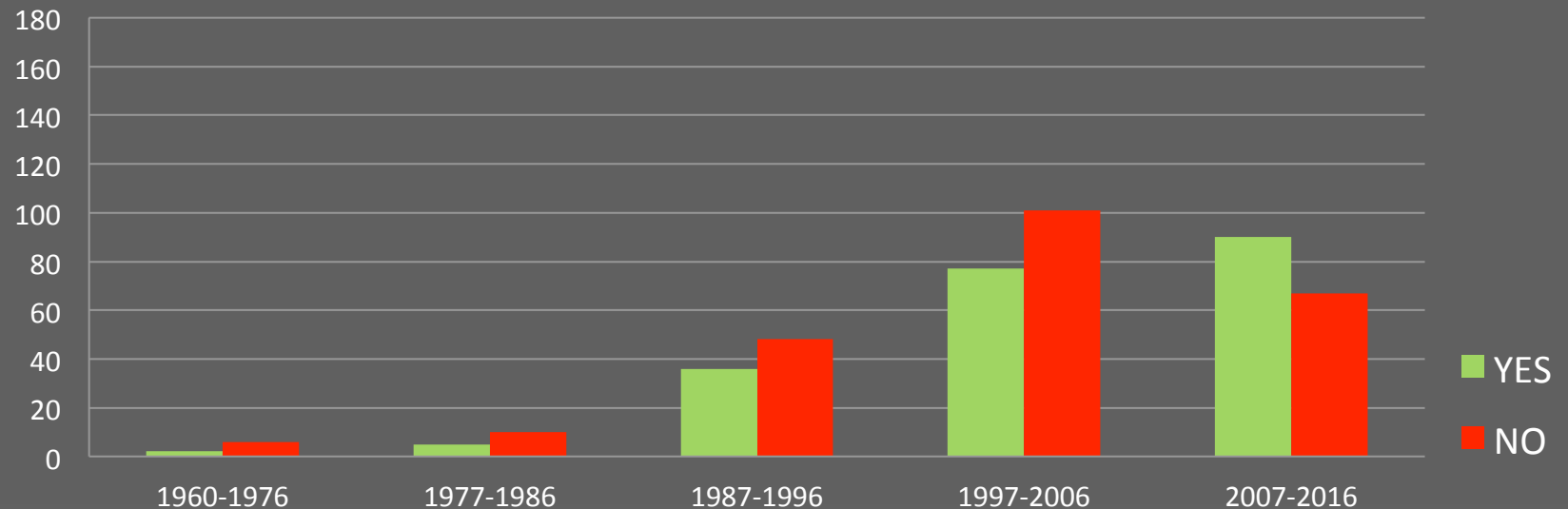
		1960-1976	1977-1986	1987-1996	1997-2006	2007-2016
<b>YES</b>	<b>231</b>	<b>1</b>	<b>5</b>	<b>42</b>	<b>86</b>	<b>97</b>
	<b>51,33 %</b>		<b>+400,00</b>	<b>+740,00</b>	<b>+104,76</b>	<b>+12,79</b>
<b>NO</b>	<b>219</b>	<b>11</b>	<b>11</b>	<b>44</b>	<b>93</b>	<b>60</b>
	<b>48,66 %</b>		<b>0,00</b>	<b>+300,00</b>	<b>+11,36</b>	<b>-35,48</b>



# evolution by quotation

## References quoting Moscovici's references

		1960-1976	1977-1986	1987-1996	1997-2006	2007-2016
YES	210	2	5	36	77	90
	47,51 %		+150,00	+620,00	+113,89	+16,88
NO	232	6	10	48	101	67
	52,49 %		+66,67	+380,00	+110,42	-33,66





# evolution by references to SRT issues

structure

	1960-1976	1977-1986	1987-1996	1997-2006	2007-2016
<b>STRUCTURE</b>	<b>53</b>		<b>7</b>	<b>27</b>	<b>19</b>
	<b>11,99%</b>			<b>+285,71</b>	<b>-29,63</b>
<b>CENTRAL NUCLEUS</b>			<b>2</b>	<b>5</b>	<b>2</b>
				<b>+150,00</b>	<b>-60,00</b>
<b>PERIPHERY</b>				<b>1</b>	
<b>C.N. + P.</b>			<b>5</b>	<b>20</b>	<b>15</b>
				<b>+300,00</b>	<b>-25,00</b>
<b>GENERIC</b>				<b>1</b>	<b>2</b>
					<b>+100,00</b>

# evolution by references to SRT issues

processes

	1960-1976	1977-1986	1987-1996	1997-2006	2007-2016
<b>PROCESSES</b>	<b>72</b>		<b>11</b>	<b>22</b>	<b>39</b>
	<b>16,29%</b>			<b>+100,00</b>	<b>+77,27</b>
<b>OBJECTIFICATION</b>			<b>1</b>	<b>1</b>	<b>1</b>
				<b>0,00</b>	<b>0,00</b>
<b>ANCHORING</b>			<b>2</b>	<b>7</b>	<b>12</b>
				<b>+250,00</b>	<b>+71,43</b>
<b>OB + AN</b>			<b>8</b>	<b>14</b>	<b>26</b>
				<b>+75,00</b>	<b>+85,71</b>

# evolution by references to SRT issues

other concepts

	1960-1976	1977-1986	1987-1996	1997-2006	2007-2016
<b>OTHER</b>	<b>23</b>	<b>1</b>	<b>2</b>	<b>6</b>	<b>14</b>
	<b>5,20%</b>		<b>+100,00</b>	<b>+200,00</b>	<b>+133,33</b>
<b>COMMUNICATION GENRES</b>		<b>1</b>	<b>2</b>	<b>4</b>	<b>3</b>
			<b>+100,00</b>	<b>+100,00</b>	<b>-25,00</b>
<b>CONSENSUAL+REIFIED U.</b>				<b>2</b>	<b>1</b>
					<b>-25,00</b>
<b>COGNITIVE POLYPHASIA</b>					<b>10</b>

# evolution by references to SRT issues

## specific SRT references

	1960-1976	1977-1986	1987-1996	1997-2006	2007-2016
<b>SPECIFIC</b>	<b>126</b>	<b>1</b>	<b>19</b>	<b>46</b>	<b>60</b>
	<b>28,51%</b>		<b>+1800,00</b>	<b>+142,11</b>	<b>+30,43</b>

Only 28,51% of the environmental references are trully SRT specific.  
At least they are increasing...

---

## Main authors in the database:

Denise Jodelet	25 references
Anamaría Silvana de Rosa	23 references
Martha de Alba	22 references
Mirilia Bonnes	16 references
Paula Castro	16 references
Keith Halfacree	14 references
Angela Arruda	12 references
Marcos Reigota	10 references

Are them the most relevant ones?

Who is making the social representational discourse?

The authors more often quoted in the references:

Serge Moscovici	81 quotations
Denise Jodelet	42 quotations
Keith Halfacree	33 quotations
Jean Claude Abric	18 quotations
Paula Castro	16 quotations
Mirilia Bonnes	13 quotations
Arjen Buijs	9 quotations
Patrick Devine-Wright	9 quotations
Wolfgang Wagner	8 quotations
Michel Louise Rouquette	7 quotations
Martha de Alba	6 quotations
Stanley Milgram	6 quotations
Jean Pailhous	6 quotations
Janet E. Dickinson	5 quotations
Christian Guimelli	5 quotations
Paul Verges	5 quotations

## Main references by quotation:

Halfacree, K.H. (1993). Locality and Social Representation	39 quot.
Milgram, S., Jodelet, D. (1976). Psychological maps of Paris	36 quot.
Lynch, K. (1960). The Image of the City	35 quot.
Jodelet, D. (1982). Les representations socio-spatiales de la ville	26 quot.
Proshansky, H. et al (1983). Place-identity: physical world...	26 quot.
Halfacree, K.H. (1995). Talking about rurality	22 quot.
Castro, P. (2006). Applying Social Psychology to the Study of...	21 quot.
Castro, P., Lima, M.L. (2001). Old and New Ideas about the...	20 quot.

## The authors with the most quoted references

Keith Halfacree	101 quotations as main author.
Paula Castro	96 quotations as main author. (125)
Denise Jodelet	73 quotations as main author. (110)
Stanley Milgram	49 quotations as main author.
Kevin Lynch	35 quotations as main author.
Martha de Alba	32 quotations as main author.
Mirilia Bonnes	31 quotations as main author.
Arjen Buijs	31 quotations as main author.



## preliminary conclusions

---

1. We cannot say that the social representational discourse on environment is growing.

But this is only true for the 'traditional' countries.

It is actually growing in Portugal, United Kingdom, the United States of America and it is being diffused to new countries in the world.

2. The social representational discourse on environment is only growing within Social Psychology and Psychology.

In other disciplines is actually decreasing.

3. The social representational discourse on environment is mainly done by 'bullshit' or 'irrelevant' references.

4. The social representational discourse on environment is scarcely specific on Social Representations Theory, but specific references are growing.

## preliminary conclusions

---

5. Accordingly to our data, we might conclude that there is either an Italian-Brazilian bias in our database or that there are some Italian and Brazilian authors making 'much ado about nothing'.

6. The heroes of the social representational discourse on environment in the past were:

Kevin Lynch in the 1960s

Stanley Milgram in the 1970s

Denise Jodelet in the 1980s

Keith Halfacree en the 1990s

7. But the present is absolutely dominated by Paula Castro.

**If you want to know what's going on... talk to her.**



**Thank you for your attention.**